



Regal Wine Imports Pallet, Labeling, and Packing Requirements

Case / Shipper Label Requirements

It is necessary for Regal and its customers to determine the contents of a case from its labelling. This requires at a minimum:

- Product Name
- Vintage, if appropriate
- Bottle Size and quantity per case

Prior to the first time shipping a new product to Regal, please send a picture of the shipper (case) to the product department (productdevelopment@regalwine.com). If there is insufficient information on the shipper, a label must be added to the shipper. Sample below:

Item: Enter Product Code listed on P/O
Example: 760-014-721

Product Name: Enter Product Name

Year: Enter Vintage Year

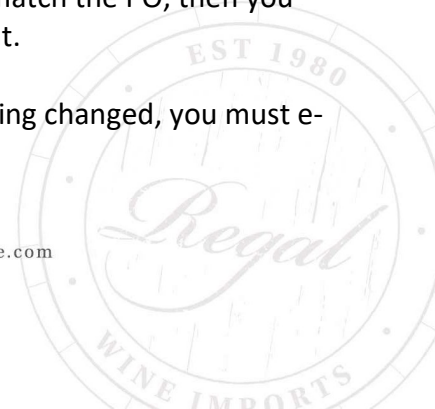
Size: Enter Size (750ml, 1.5L, etc)

Enter your products UPC below
Example:



When shipping to Regal, if a different Vintage year is being supplied that does not match the PO, then you must e-mail Regal Wine to inform our Purchasing Manager assigned to your account.

Additionally, if previously agreed upon shippers are being changed, or labels are being changed, you must e-mail Regal Wine to inform of the difference in packaging





Regal Wine Imports Pallet, Labeling, and Packing Requirements

Pallet Requirements

Regal Wine will accept only the following Wood Pallet types....**NO** Plastic, wood, composite, or paper pallets

Dimensions, mm (W × L)	Dimensions, in (W × L)	Production Rank	Industries Using
1219 × 1016	48 × 40	1	Grocery, many others



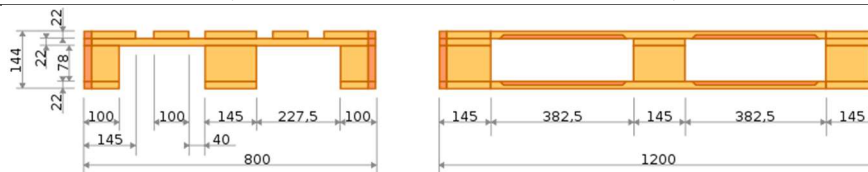
Standard USA Pallet

Standard USA Block Pallet


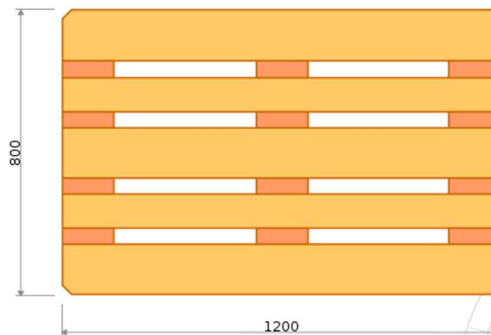
Regal Wine's **preferred pallet is the USA 48x40** pallet.

We will accept the standard EUR if only available.

EURO pallet type	Dimensions, mm/in (W × L)	ISO pallet alternative
EUR, EUR 1	800 × 1,200 mm/31.50 × 47.24 in	ISO1, same size as EUR



PALETTE EUR-EPAL ©





Regal Wine Imports Pallet, Labeling, and Packing Requirements

Pallet Construction

Mix and information:

PLEASE MAKE SURE LABELS ARE FACING OUT WHEN PALLETS ARE LOADED.

All pallets of same product should be packed the same way with equal quantities.

If a pallet mixes more than one product, larger quantity items should be placed at bottom

Each pallet should have a header card on front indicating Item and amount of cases on pallet.

Pallet Integrity:

Each row of pallet must be alternating to improve structural integrity.

All pallets must be cubed so that they can be double stacked.

All pallets must be Stretch wrapped and top row covered.

Tall pallets should be banded for extra protection.

Fragile items (e.g., cans) should have cardboard protection on sides of pallets

